

## Learn from Home Kindergarten Work Packet September 6, 2022

Please have your child complete this work packet during the “Learn at Home” period. Please have your child complete literacy worksheets and math worksheets. Students should complete their work neatly and work as independently as they can. Packets are due when we return to school on September 7, 2022.

Please practice counting with your child from 0-100 and identifying the numbers 0-30. Also work on identifying letters and the letter sounds. Remember to continue to read each night for 20 minutes.


Please go to your child’s teacher page on the Copeland’s website to access the Learn From Home Packet assignments as well as on the teacher’s Canvas page.

-The Kindergarten Team

Name : \_\_\_\_\_

# Dab The letter

Find and dab the letter I uppercase and lowercase.



352

[illegible]

Write the missing letters.

The diagram illustrates four vertical chains of circles, each containing a sequence of symbols. The chains are connected by arrows indicating a downward flow. The symbols in the circles are as follows:

- Chain 1 (Leftmost):** Top circle is empty. Second circle contains 'C'. Third circle is empty. Fourth circle is empty. Fifth circle is empty. Sixth circle contains 'm'. Seventh circle contains 'A'.
- Chain 2:** Top circle is empty. Second circle is empty. Third circle contains 'E'. Fourth circle is empty. Fifth circle contains 'S'. Sixth circle is empty. Seventh circle is empty.
- Chain 3:** Top circle contains '5'. Second circle is empty. Third circle is empty. Fourth circle is empty. Fifth circle is empty. Sixth circle contains 'Q'. Seventh circle is empty.
- Chain 4 (Rightmost):** Top circle contains '7'. Second circle is empty. Third circle is empty. Fourth circle is empty. Fifth circle is empty. Sixth circle is empty.

Arrows indicate a downward flow from the top of each chain to the bottom. Additionally, there are horizontal arrows pointing from the bottom of Chain 1 to Chain 2, and from the bottom of Chain 2 to Chain 3.


# All About Number 2

Name: \_\_\_\_\_


color



trace and write



fill in 2




draw 2 objects

before and after



trace and write




tally 2

find and circle 2

2 3 8 0 2  
5 2 9 2 4  
1 8 2 5 2  
2 7 0 6 8

color 2 stars





Name \_\_\_\_\_

## 100 Board Tracing

1	2	3	4	5	6	7	8	9	10
11	12	13	14	15	16	17	18	19	20
21	22	23	24	25	26	27	28	29	30
31	32	33	34	35	36	37	38	39	40
41	42	43	44	45	46	47	48	49	50
51	52	53	54	55	56	57	58	59	60
61	62	63	64	65	66	67	68	69	70
71	72	73	74	75	76	77	78	79	80
81	82	83	84	85	86	87	88	89	90
91	92	93	94	95	96	97	98	99	100